

What Do a Million College Students Tell Us About Sexual Violence? New Insights to Inspire Our Prevention Efforts

October 11, 2023



Holly Rider, VP of Education Strategy
Vector Solutions

ATIXA National Conference
Philadelphia, PA



Campus Prevention Network National Insights Reports

Review of Key Findings and Implications for Practice




Alcohol Use and Misuse
Campus Prevention Network National Insights Report

2022 - 2023 Academic Year



The State of Mental Well-Being
Campus Prevention Network National Insights Report

2022 - 2023 Academic Year



Sexual and Gender-Based Violence
Campus Prevention Network National Insights Report

2022 - 2023 Academic Year



The State of Diversity, Inclusion & Belonging
Campus Prevention Network National Insights Report

2022 - 2023 Academic Year



Course Map

SURVEYS measure changes in self-reported attitudes, beliefs, intentions, and behaviors.

ASSESSMENTS measure respondents' knowledge about course objectives and content.

IN-COURSE KNOWLEDGE CHECKS are used for learner engagement; **data are not collected.**



PART 1: Primary Course Content

30-45 days

PART 2: Survey 3

PRE-COURSE ASSESSMENT

Baseline knowledge

PRE-COURSE SURVEY (S1)

Baseline attitudes, beliefs, intentions, and behaviors



Course Lessons

POST-COURSE SURVEY (S2)

Course Impact items as well as *some* changes from the Pre-Course Survey

POST-COURSE ASSESSMENT

Changes in knowledge as a result of taking the course



INTERSESSION

FOLLOW-UP SURVEY (S3)

Changes from the first 2 surveys as well as self-reported GPA



The Data Set

Data collected from Pre-Course Surveys from the following Vector Solutions' courses between June 1, 2022 and January 26, 2023:

**The State of Sexual
and Gender-Based
Violence**

458,328
Students

383
Colleges & Universities

**The State of
Diversity, Inclusion
& Belonging**

238,078
Students

100
Colleges & Universities

**The State
of Mental
Well-Being**

91,662
Students

85
Colleges & Universities

**The State of
Alcohol Use
and Misuse**

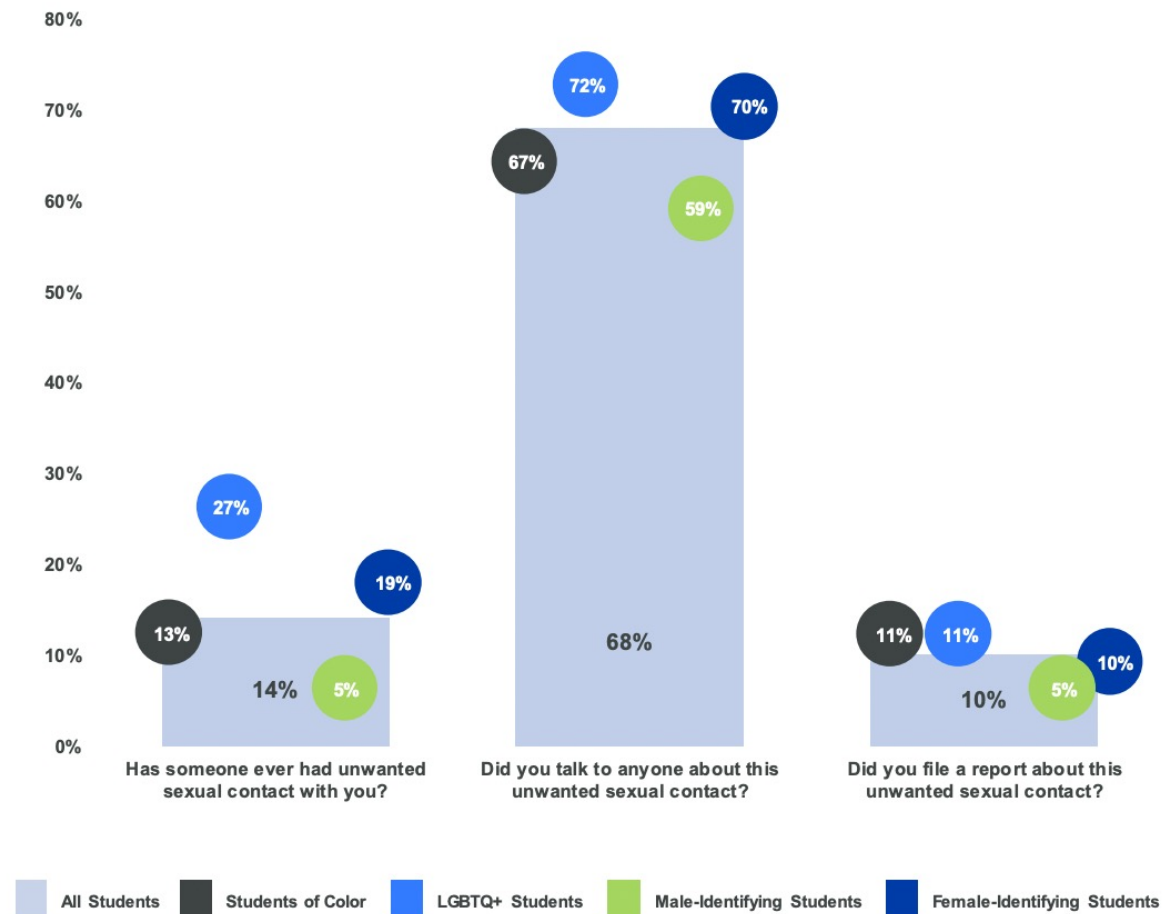
680,201
Students

375
Colleges & Universities



Sexual and Gender-Based Violence
Campus Prevention Network
National Insights Report

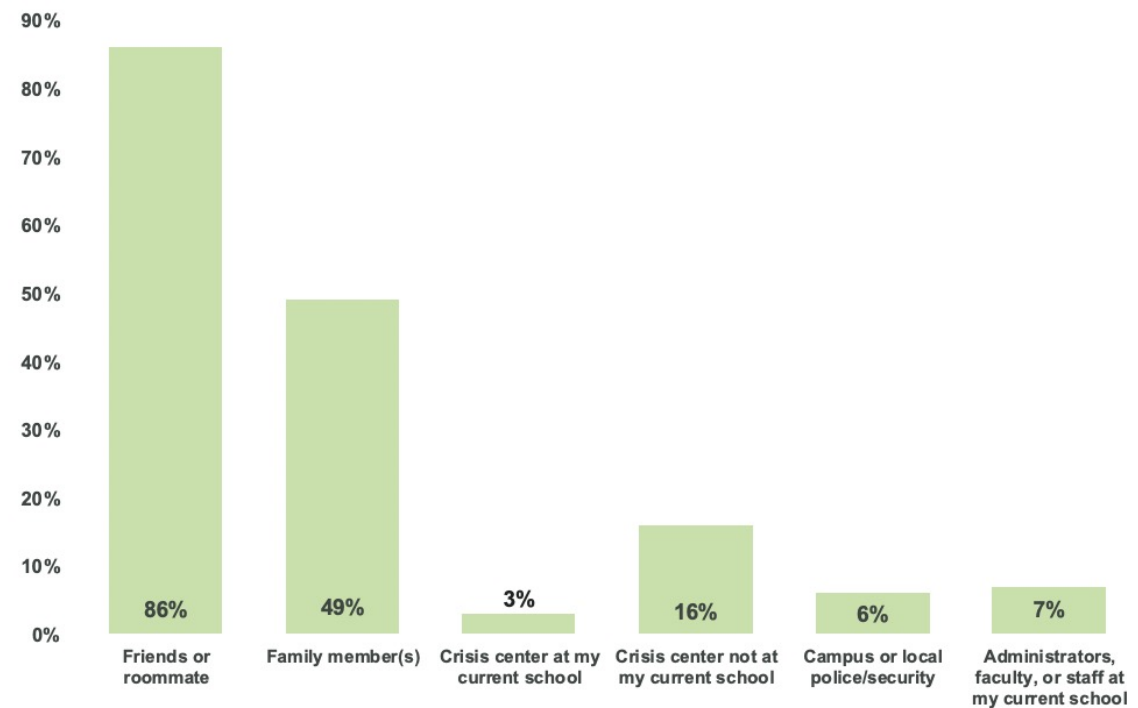
2022 - 2023 Academic Year



Students Are Most Likely to Turn to Friends or Family for Support

Students Who Experience Violence Tell Others, But Do Not Report

Who did you talk to about [your experience of] unwanted sexual contact?

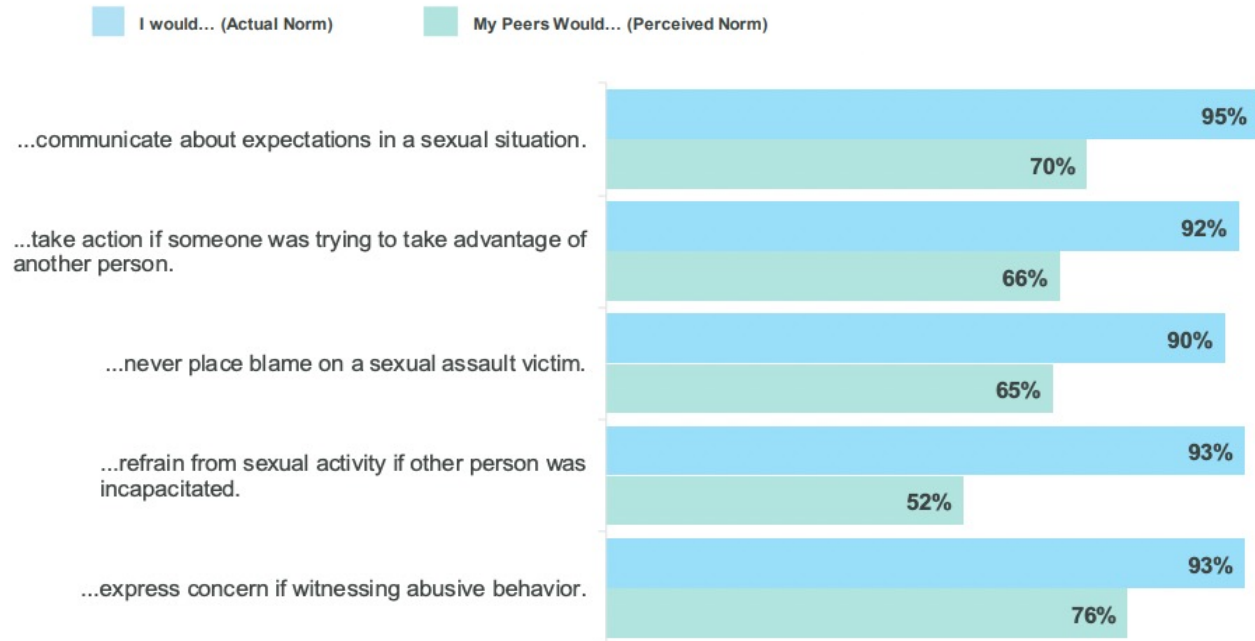


Note: Only students who reported unwanted sexual contact and did tell someone about their experience received this question. Students could select more than one option.

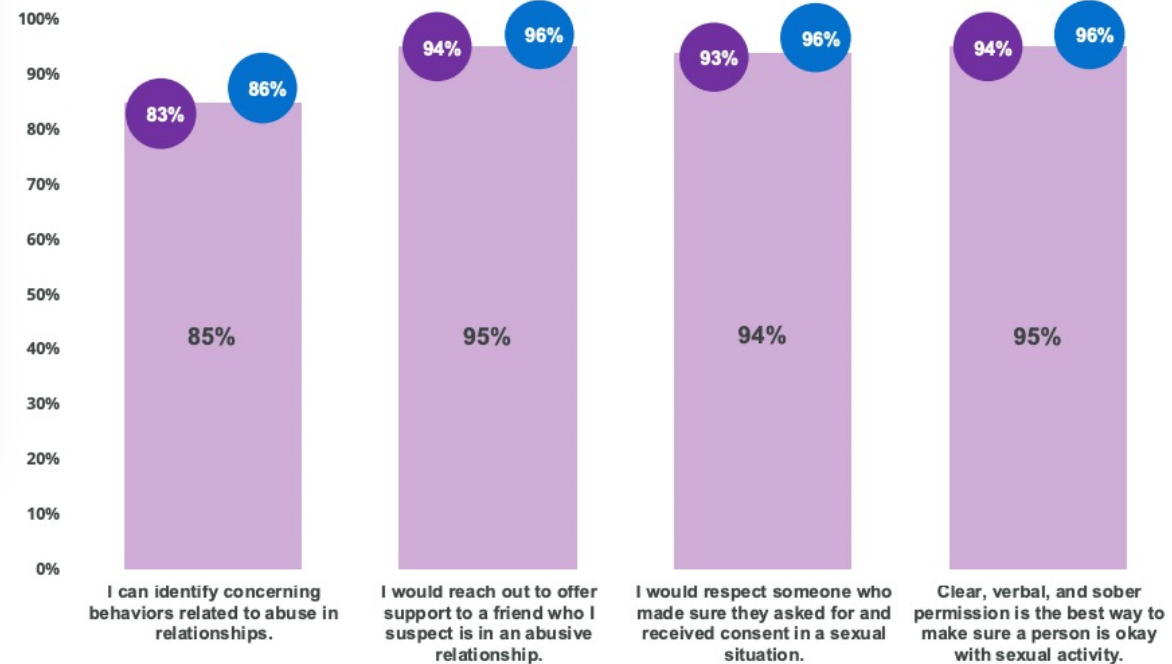
The State of Sexual and Gender-Based Violence

Students Misperceive Peers' Positive Behavior

Social Norms



Students Endorse Affirmative Consent & Support for Peers in Abusive Relationships



Note: Percentage of students with healthy responses: "agree – strongly agree" for each item.

■ All Students
 ■ Students of Color
 ■ LGBTQ+ Students

The State of Sexual and Gender-Based Violence

Bystander Intervention Scenario: Female-Identifying Respondents

I spoke up when I heard someone saying something I found offensive or demeaning. 95%

I expressed concern when I saw a person exhibiting abusive behavior toward their partner. 97%

I helped someone get support or find resources when they told me about an unwanted sexual experience. 94%

I intervened when I saw someone trying to take advantage of someone else sexually. 95%

Female-identifying Students Report Very High Rates of Intervention

Male-identifying Students Less Likely To Intervene Across Spectrum of Behaviors

Bystander Intervention Scenario: Male-Identifying Respondents

I spoke up when I heard someone saying something I found offensive or demeaning. 91%

I expressed concern when I saw a person exhibiting abusive behavior toward their partner. 94%

I helped someone get support or find resources when they told me about an unwanted sexual experience. 91%

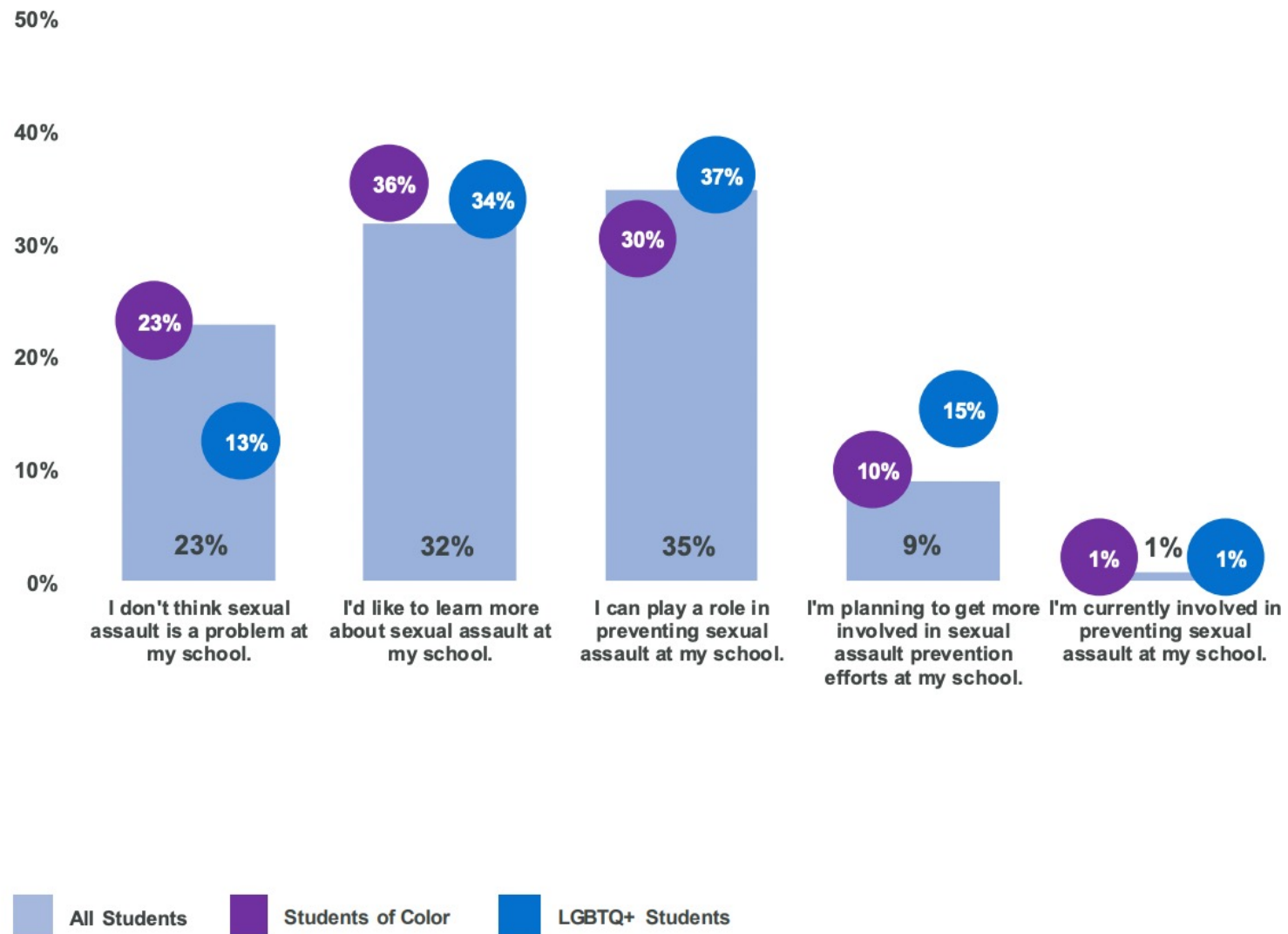
I intervened when I saw someone trying to take advantage of someone else sexually. 92%

Note: Percentages are of students who indicated they have been present in the described scenario.

The State of Sexual and Gender-Based Violence



Perceptions of Community Readiness



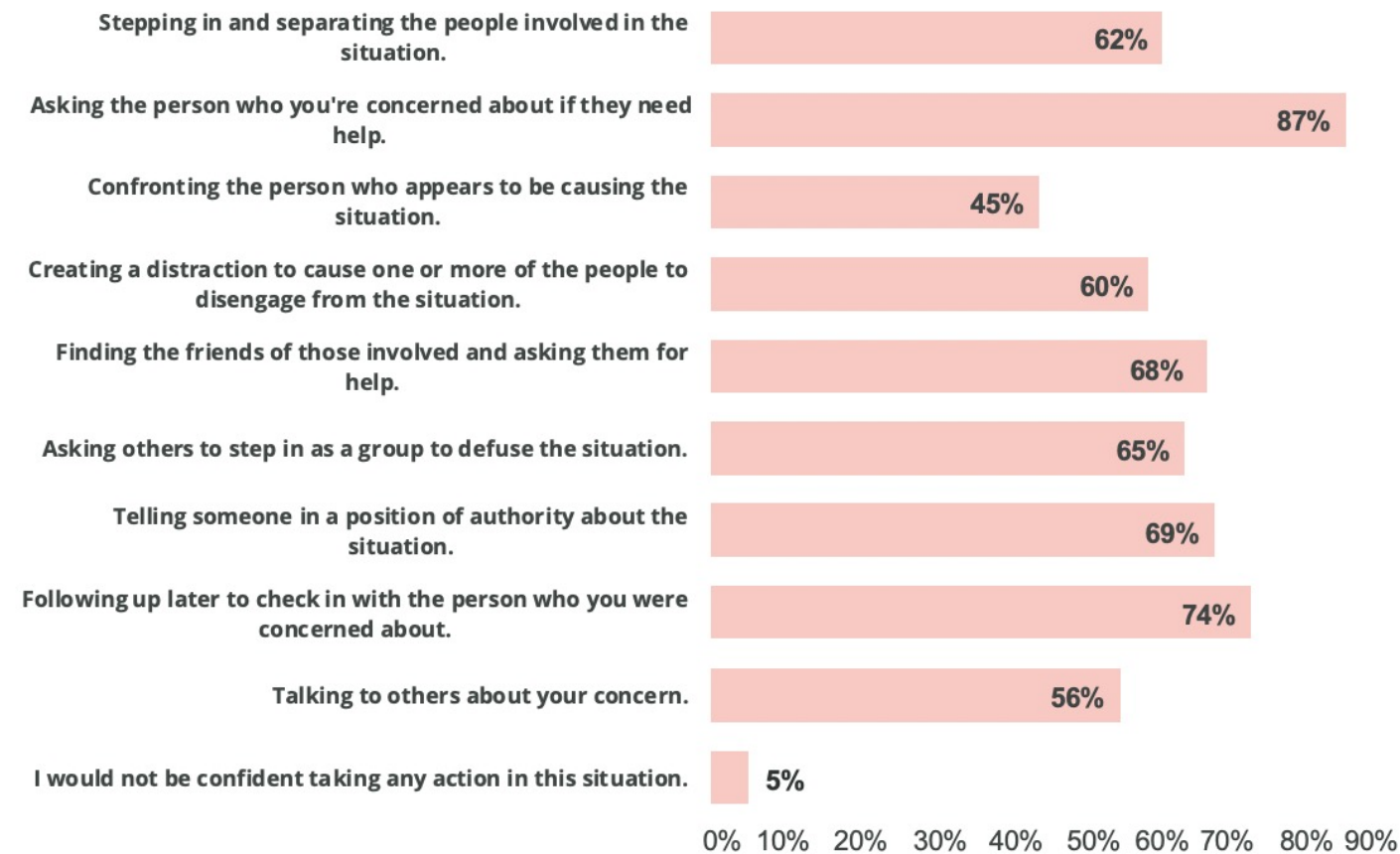
Students Need More Support In Realizing Their Interest In Supporting SAP efforts

The State of Sexual and Gender-Based Violence





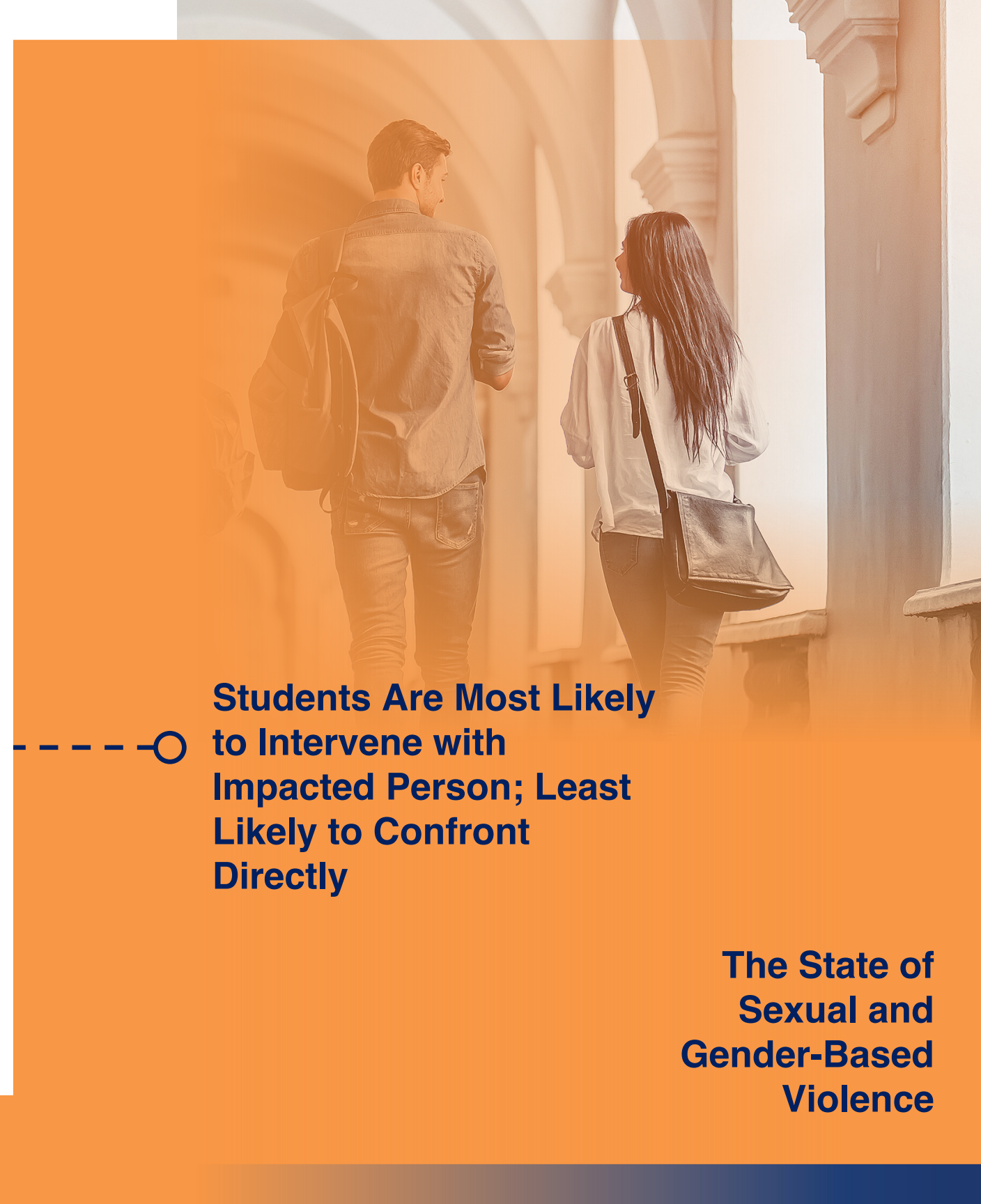
If you observe a situation that you believe is, or could lead to, a sexual assault, which of the following behaviors would you be confident engaging in?



Note: Students could select more than one option.

Students Are Most Likely to Intervene with Impacted Person; Least Likely to Confront Directly

The State of Sexual and Gender-Based Violence

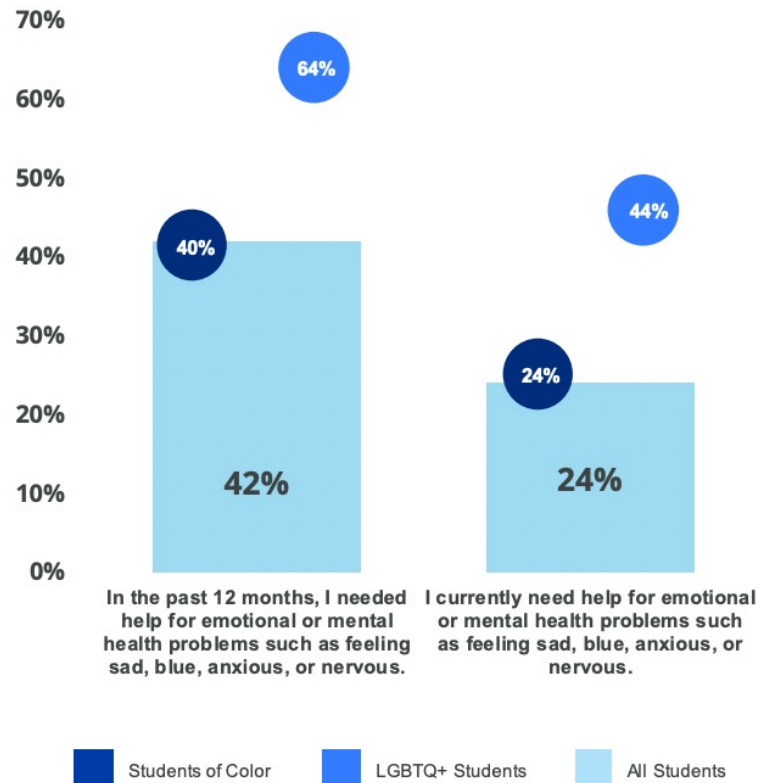




The State of Mental Well-Being
**Campus Prevention Network
National Insights Report**

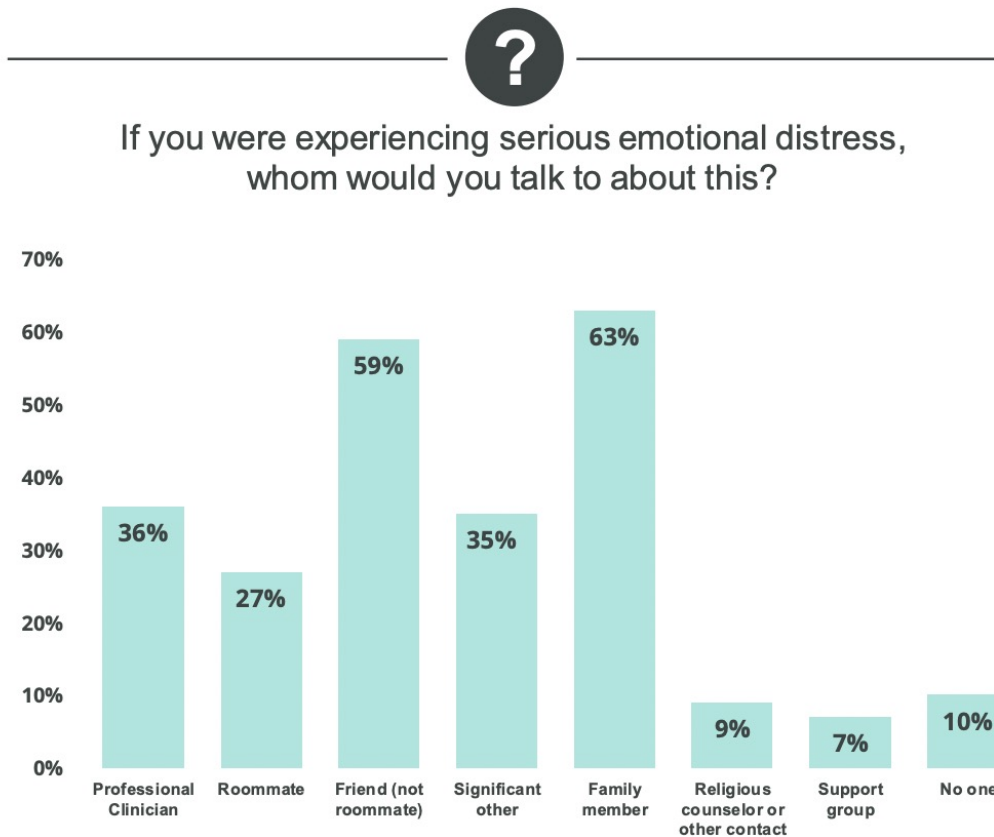
2022 - 2023 Academic Year

Nearly Half of Students Needed Mental Health Support in the Last Year



Percentage of students with responses of "agree" or "strongly agree" for each item.

Friends and Family Most Frequent Sources of Support



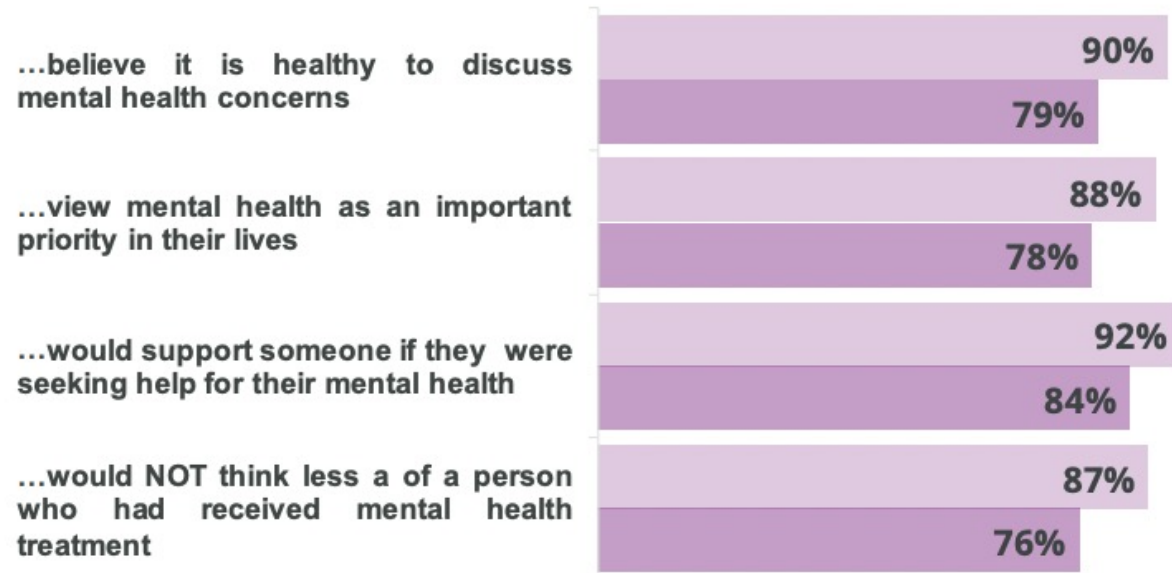
Note: Students could select more than one option.



Students Underestimate the Positive Beliefs and Perceptions of Peers

Social Norms

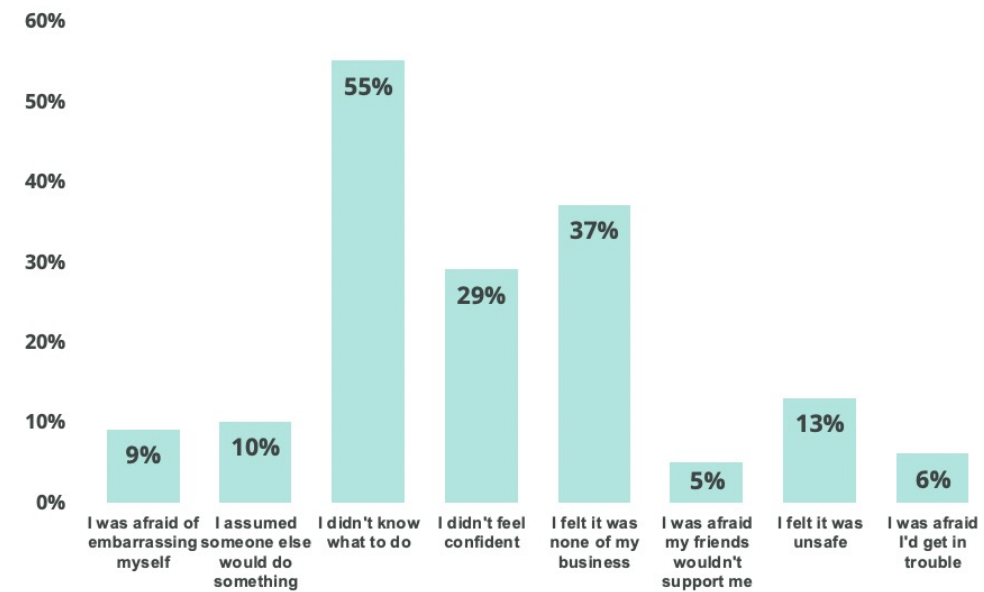
■ I... (Actual norm) ■ My peers... (Perceived norm)



Why Students May Not Intervene



When you noticed a situation where you could have played a positive role but did not, why may you not have intervened?



Note: Students could select more than one option.

The State of Mental Well-Being



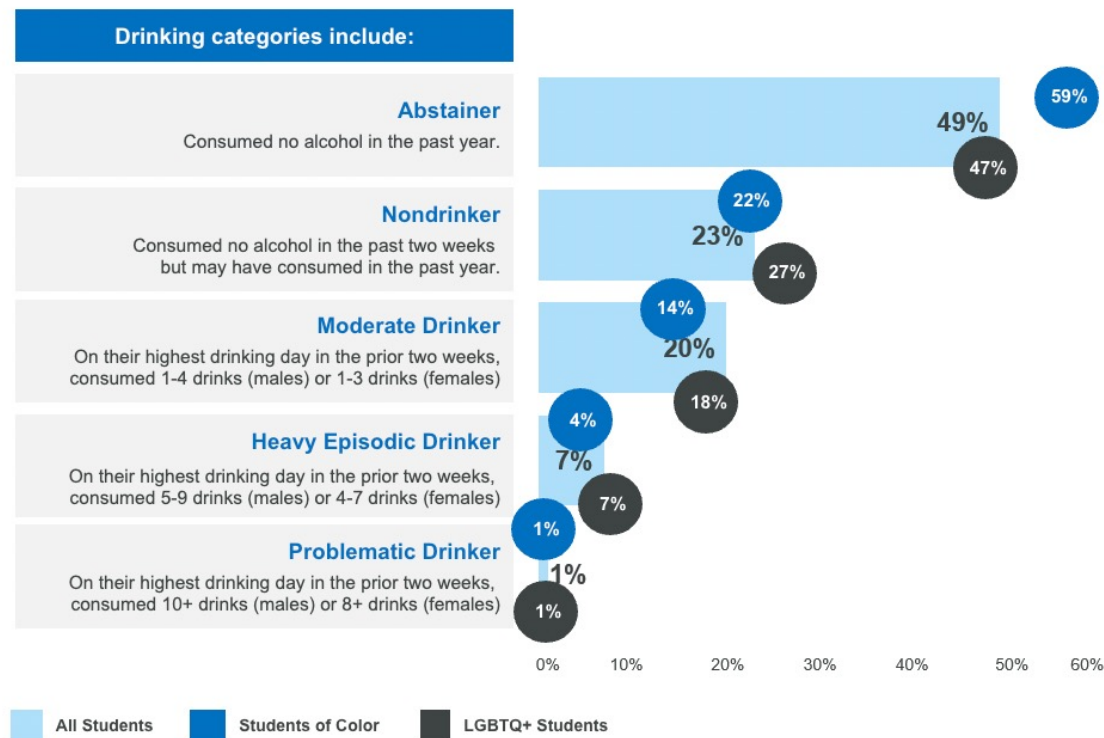
Alcohol Use and Misuse
**Campus Prevention Network
National Insights Report**

2022 - 2023 Academic Year

Drinking Rates Signal a Shift in Student Attitudes About Alcohol



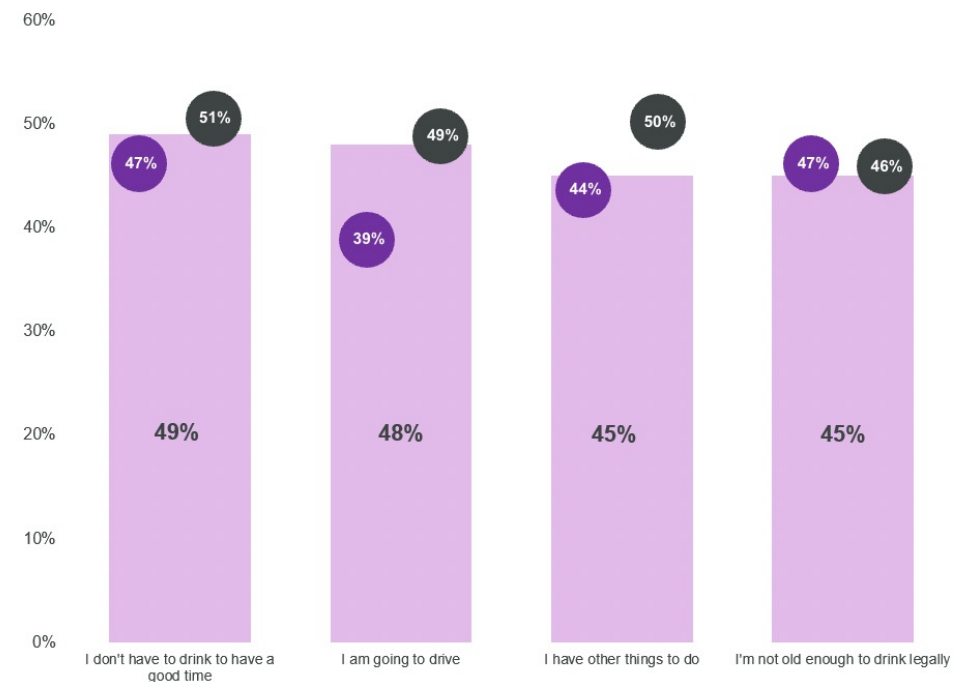
Considering the College Effect, here is how students reported their drinking rates on pre-course surveys.



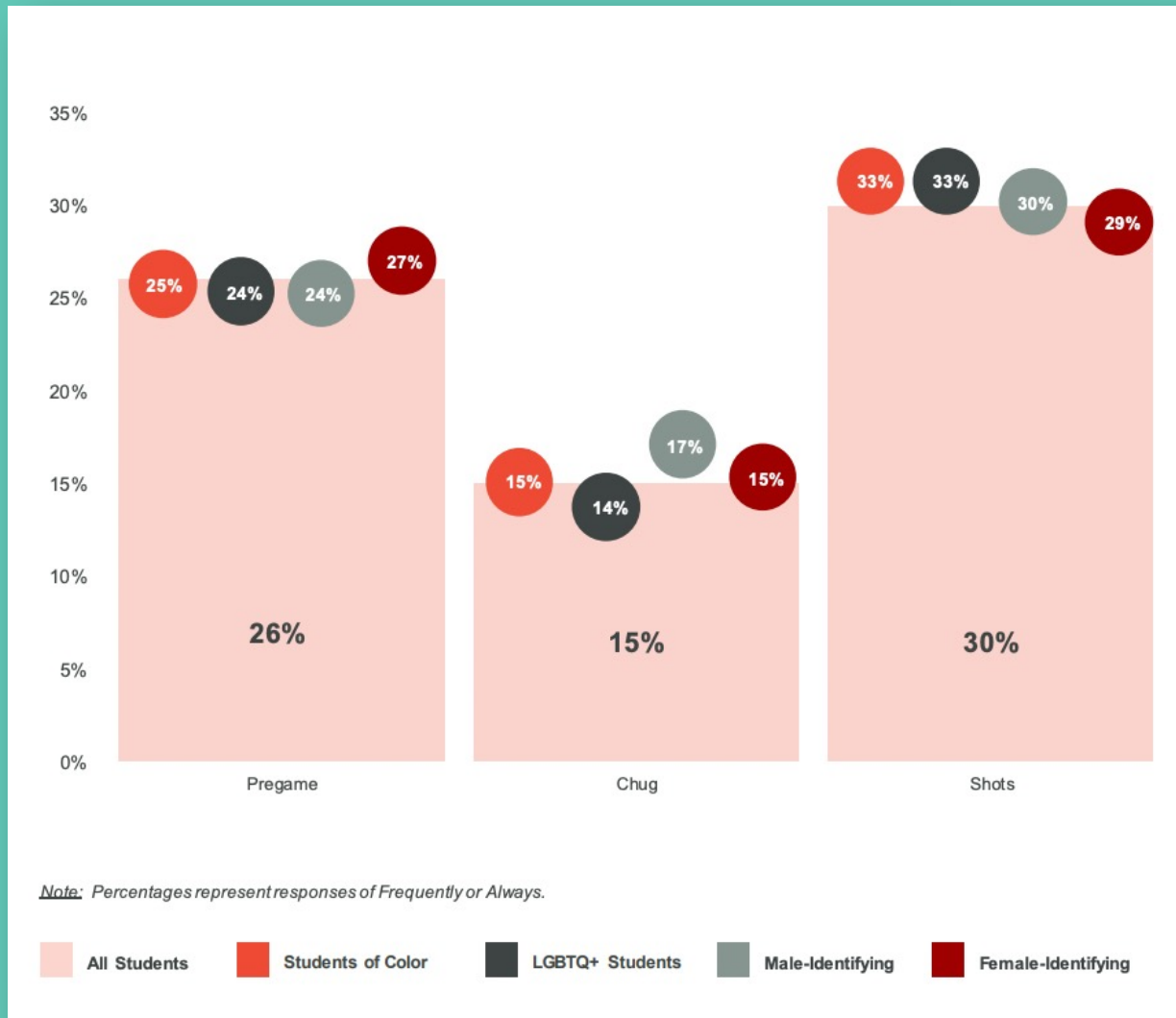
Legal and Social Motivations Top the List of Reasons Not to Drink



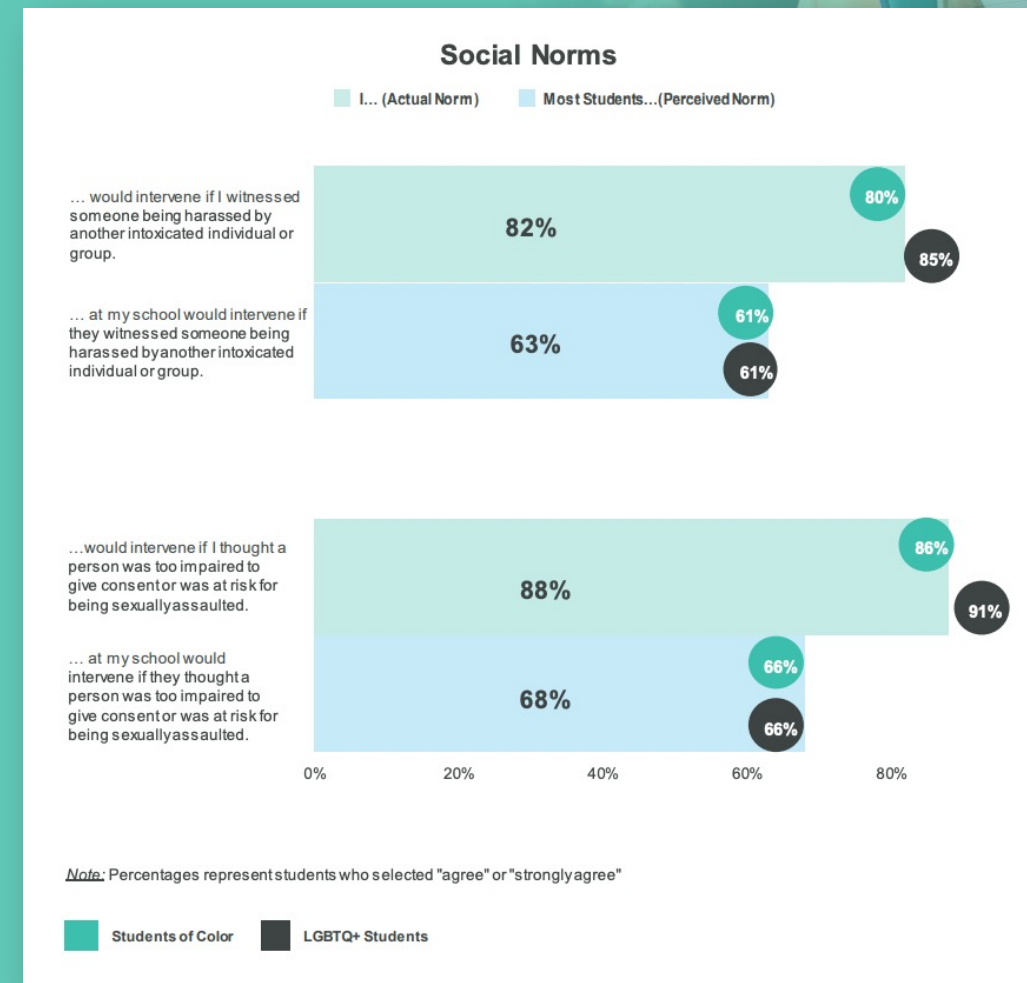
Top Reasons Students Choose NOT To Drink



Pregaming, Shots Among the Highest Risk Drinking Behaviors



Students Underestimate Their Peers Desire to Intervene

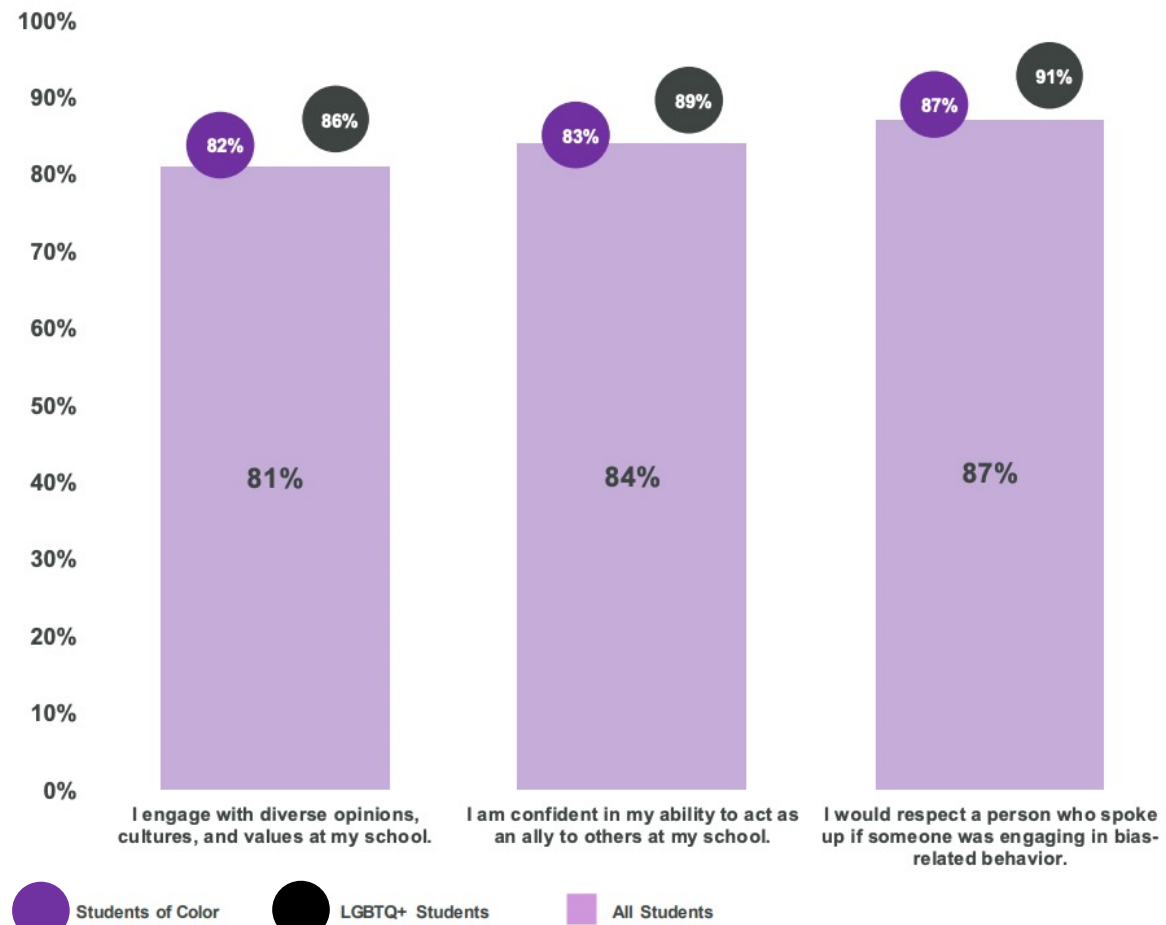




The State of Diversity, Inclusion & Belonging
**Campus Prevention Network
National Insights Report**

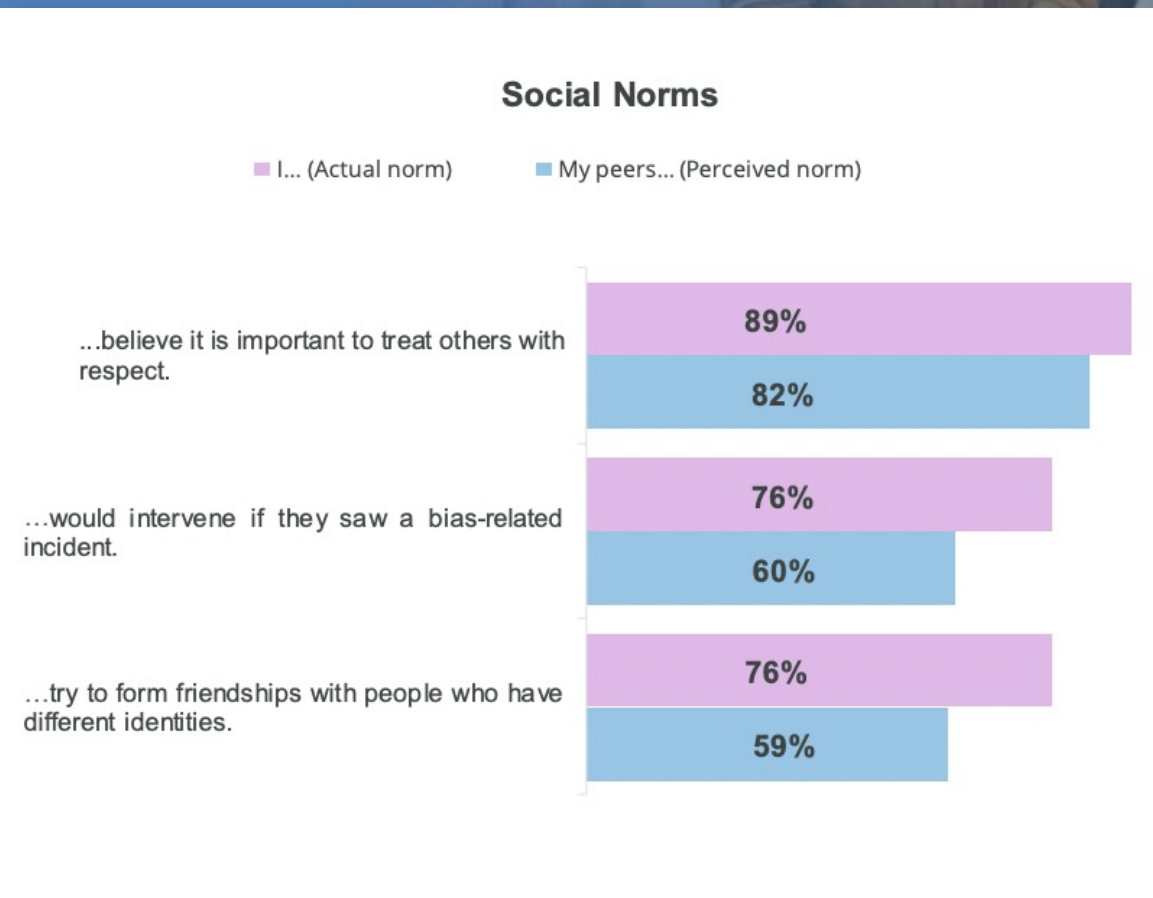
2022 - 2023 Academic Year

Students are Engaging In and Supportive of Ally Behavior



Percentage of students who chose "agree" or "strongly agree" for each item.

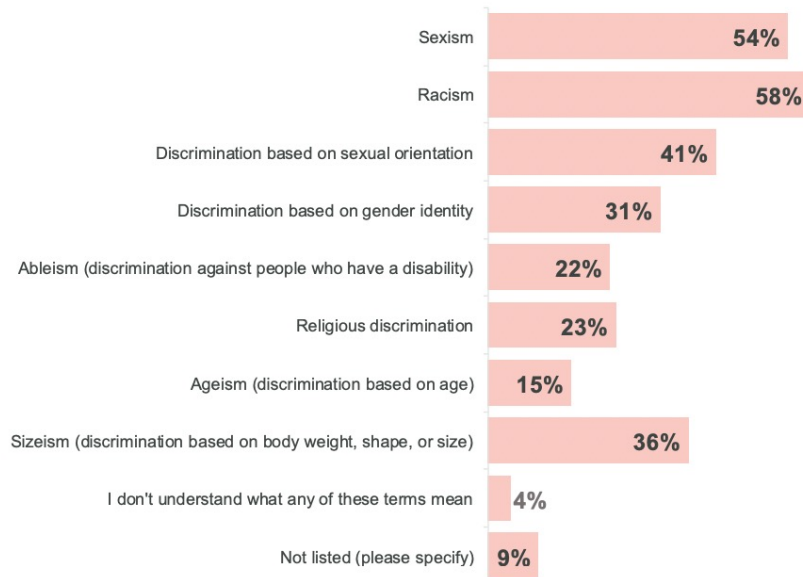
Students Misperceive Positive Peer Norms



Students Most Likely to Witness Bias Based on Sex and Race



I have witnessed the following types of bias at my school:



Note: Students could select more than one option.

Students Use a Range of Approaches in Responding to Bias



If you observe a situation that you believe is, or could lead to, an act of bias, which of the following behaviors would you be confident engaging in? (Select all that apply.)



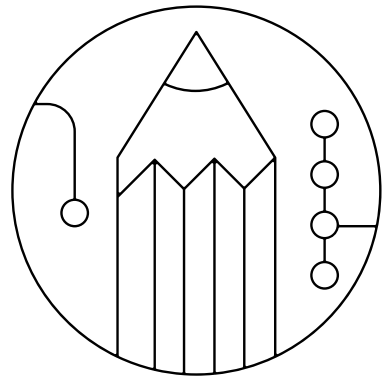
Note: Students could select more than one option.

The State of Diversity, Inclusion & Belonging


Making Data Meaningful To Students & Other Stakeholders

- 1-2-4-All
- 25/10 Crowd-Sourcing

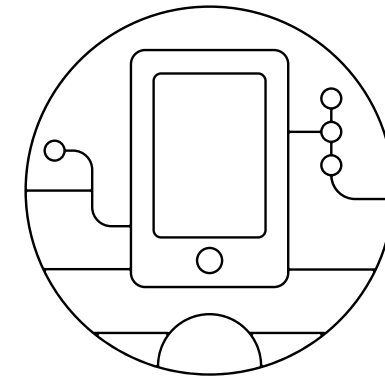
What opportunities do YOU see for taking action on this data?



1 minute: Self-reflection



**2 minutes:
Groups of 2
4 minutes:
Groups of 4**



**4 minutes:
Big Screen/
Microphone share**

1-2-4-All

When To Use?

Good for LARGE GROUPS

Supports DIFFERENT
LEARNING/EXPRESSION
STYLES

You need to BUILD BUY-IN or
consensus

Helps TRANSITION from
delivering content to taking
action

Strategies for Success

MAINTAIN self-reflection for
the full minute

ENFORCE time limits

ENCOURAGE different means
of expression

DEFER judgment

Time required: 14 minutes

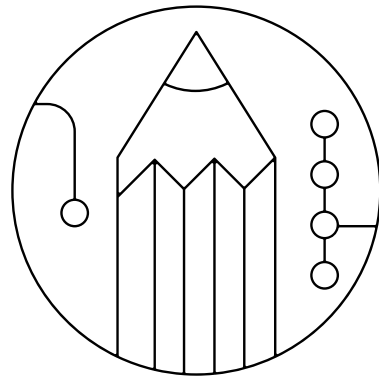
Considerations

RESIST moving from idea
generation to problem-solving


REQUEST new ideas only be
shared—limit to 2-4

Identify a RECORDER to
capture big groups

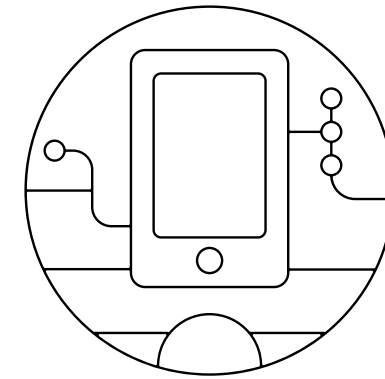
“I know change is possible because I have experienced. . .”



1 minute: Self-reflection



**2 minutes:
Groups of 2
4 minutes:
Groups of 4**



**4 minutes:
Big Screen/
Microphone share**

Use Case Spotlight: Centre College



“If you had told me that we would have this convo . . . my freshman year, I wouldn’t have believed you...it wasn’t a visible issue”

Olivia Renfro, Centre College student



25/10 Crowd-Sourcing

When To Use?

GENERATE and SORT ideas

Elicit BOLD IDEAS without judgment

To SPRINGBOARD into action

Strategies for Success

EXPLAIN and DEMONSTRATE the card-pass option

CLOSE with Group REFLECTION

REFRAIN from judgment

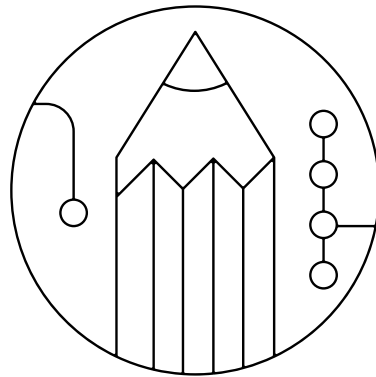
Considerations

Need LARGER SPACE to facilitate


Ranking can be SOLO or PAIRED activity

It is supposed to be FAST— ideas can be later refined

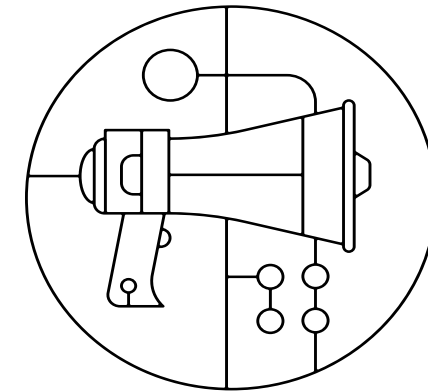
How Can We Share Positive Insights From Campus Data to Increase Student Engagement?



**2 minutes:
Write Down Your
Boldest Idea AND
First Step**



**Mill and Pass until 1.
Bell Rings.
2. When Bell Rings,
Read and Rank 1-5**



**After 5 rounds,
Tally-up Score On
Back of Card**

Use Case Spotlight: University of Michigan



SAPAC conference draws student activists from 14 colleges across the state



“We are trying to use our collective activism to make our respective communities stronger. So we are doing a lot of activities that involve networking, coming up with different ideas.”

Emma Zorfass, U-M student

QUESTIONS?



Thank You!



HollyRider-Milkovich@vectorsolutions.com